

Ambience

AVANT GARDE

Price **Module 2**

Frontal: Wood veneer (vertically)/solid lipped panels 19mm thickness.

Standard Drawer: 500mm Silver powder coated drawer sides with full extension runners and Mfc base/back.

Price	Door Colour/Ref	Carcase Options-Mfc	Suggested Plinth Style (Charged separately)	Handle Options	Handle Centre	Handle Alignment On Hinged Door	Jig Ref.
2	Light Oak (114)	Light Oak (4)	Light Oak Ven. (14)	210 Logo D	160	V	DGD
	Maple (133)	Maple (35)	Maple Veneer (47)	300 S/Steel Effect Bar	128	V	DGD
	Wild Cherry (135)	Milano Cherry (5)	Wild Cherry Ven. (53)	432 Stoneham Oblong D	160	V	DGD
	Black Walnut (136)	Planked Walnut (36)	Black Walnut Ven. (54)	433 Convex D	160	V	DGD
				434 Conical Steel Knob	-	-	DGD
				435 Tab Pull	32	-	DGD


Carcase Option

A. We strongly recommend that exposed end panels are specified as integral veneer style. These should be specified as an extra charge (refer section 7).

B. If alternative carcass colour is required, this must be clearly stated on the order and apply to complete kitchens only. Options are - Alabaster, White, Light Oak, Maple, Milano Cherry, Planked Walnut Mfc.



Light Oak 114



Maple 133



Wild Cherry 135



Black Walnut 136



Glass Door.


Frame available all door colours. Clear glass.



Glass Door.

Aluminium frame. Masterpoint glass. Standard handle fitted dependent on door†


Suggested Handle Choice



Logo D. 210



S/Steel Effect Bar. 300



Stoneham Oblong D. 432



Convex D 433



Conical Steel Knob. 434

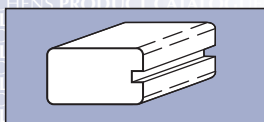


Tab Pull. 435

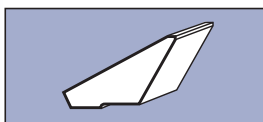
Premium Handles are available (see Section 0.42 and Section 8) and should be specified on order (extra charges apply per handle). Alternative standard handles are available. Please refer to Range/Standard handle availability chart (see Section 0.43 and Section 8).

Cornice

Model/Description	Colour (Ref.)
MLD105 Veneer section	Light Oak (14)
MLD105 Veneer section	Maple (47)
MLD105 Veneer section	Wild Cherry (53)
MLD105 Veneer section	Black Walnut (54)
MLD115 Solid Cornice	Light Oak (14)
MLD115 Solid Cornice	Maple (47)
MLD115 Solid Cornice	Wild Cherry (53)
MLD115 Solid Cornice	Black Walnut (54)
*Alternative styles available (refer Section 6)	



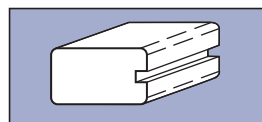
MLD 105



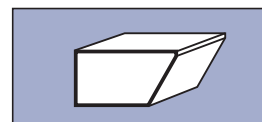
MLD 115

Pelmet Trim

Model/Description	Colour (Ref.)
MLD105 Veneer section	Light Oak (14)
MLD105 Veneer section	Maple (47)
MLD105 Veneer section	Wild Cherry (53)
MLD105 Veneer section	Black Walnut (54)
MLD116 Solid Cornice	Light Oak (14)
MLD116 Solid Cornice	Maple (47)
MLD116 Solid Cornice	Wild Cherry (53)
MLD116 Solid Cornice	Black Walnut (54)
*Alternative styles available (refer Section 6)	



MLD 105



MLD 116