

Aspen

AVANT GARDE

Price **Module 3**

Frontal: Solid Maple frame/Veneer centre panel (85mm frame).

Standard Drawer: 500mm Silver powder coated drawer sides with full extension runners and Mfc base/back.

Price	Door Colour/Ref	Carcase Options-Mfc	Suggested Plinth Style (Charged separately)	Handle Options	Handle Centre	Handle Alignment On Hinged Door	Jig Ref.
3	Maple (147)	Maple (35)	Maple Mfc (35)	201 S/Steel Effect Knob	-	-	DID
				210 Logo D	160	V	DID
				300 S/Steel Effect Bar	128	V	DID
				403 Arched D	128	V	DID
				408 Engraved D	128	V	DID
				471 Allen Key D	128	V	DID

Carcase Option

A. As solid/veneer will mellow with age, we recommend integral veneered end panels/plinths to ensure close colour co-ordination over the long term. Extra charges apply (Refer Section 7).



Maple 147



Glass Door.
Maple. Clear Glass.

Suggested Handle Choice



S/Steel Effect Knob 201



Logo D. 210



S/Steel Effect Bar. 300



Arched D. 403



Engraved D. 408



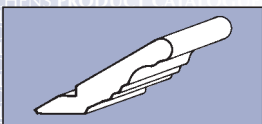
Allen Key D. 471

Premium Handles are available (see Section 0.42 and Section 8) and should be specified on order (extra charges apply per handle).

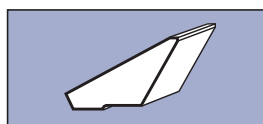
Alternative standard handles are available. Please refer to Range/Standard handle availability chart (see Section 0.43 and Section 8).

Cornice

Model/Description	Colour (Ref.)
MLD025 Veneer Cornice	Maple (47)
MLD115 Solid Cornice	Maple (47)
*Alternative styles available (refer Section 6)	



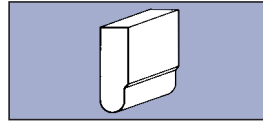
MLD 025



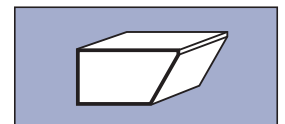
MLD 115

Pelmet Trim

Model/Description	Colour (Ref.)
MLD052 Veneer Pelmet Trim	Maple (47)
MLD116 Solid Pelmet	Maple (47)
*Alternative styles available (refer Section 6)	



MLD 052



MLD 116