

# Ligna

AVANT GARDE


Price **Module 2**

**Frontal:** Wood veneer surface horizontal grain/Solid edge lipping/22mm MDF. (All panels other than door/door fillets are supplied with Ligna grain vertically). **Standard Drawer:** 500mm Silver powder coated drawer sides with full extension runners and Mfc base/back.


Price	Door Colour/Ref	Carcase Options-Mfc	Suggested Plinth Style (Charged separately)	Handle Options	Handle Centre	Handle Alignment On Hinged Door	Jig Ref.
2	Ligna Light Veneer (71)	Silver (10)	Ligna Light	209 Pyramid D	160	H (centred)	DDD
2	Ligna Tan Veneer (72)	Silver (10)	Veneer (71)	210 Logo D	160	H (centred)	DDD
2	Ligna Brazil Veneer (73)	Silver (10)	Ligna Tan	300 S/Steel Effect Bar	128	H (centred)	DDD
			Veneer (72)	350 Aluminium Bar	160	H (centred)	DDD
			Ligna Brazil	408 Engraved D	128	H (centred)	DDD
			Veneer (73)	434 Conical Steel Knob	-	-	DDD

## Carcase Option


- A. If alternative carcass colour is required, this must be clearly stated on the order and apply to complete kitchens only. Options are - Alabaster, White, Light Oak, Maple, Milano Cherry, Planked Walnut Mfc.
- B. Integral laminate and Ligna veneered ends (vertical grain) may be specified. These are double sided. Within certain carcass combinations they provide a contrasting internal colour where specified. (See Section 7).



Ligna Light 71



Ligna Tan 72



Ligna Brazil 73



Glass Door.

Letterbox style\* available in Ligna Light, Tan Brazil. Estrada Glass.

\*Note – Door heights up to 499mm have one horizontal letterbox. Door heights above 499mm have two. Alternative glass door styles may be available subject to special request.

## Suggested Handle Choice



Pyramid D. 209



Logo D. 210



S/Steel Effect Bar. 300



Aluminium Bar. 350



Engraved D. 408



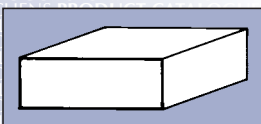
Conical Steel Knob. 434

Premium Handles are available (see Section 0.42 and Section 8) and should be specified on order (extra charges apply per handle).

Alternative standard handles are available. Please refer to Range/Standard handle availability chart (see Section 0.43 and Section 8).

## Cornice

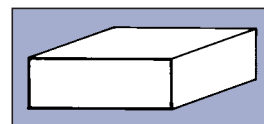
Model/Description	Colour (Ref.)
MLD 114 Ligna Veneer Cornice	Ligna Light (71)
MLD 114 Ligna Veneer Cornice	Ligna Tan (72)
MLD 114 Ligna Veneer Cornice	Ligna Brazil (73)
*Alternative styles available (refer Section 6)	



MLD 114

## Pelmet Trim

Model/Description	Colour (Ref.)
MLD 114 Ligna Veneer Pelmet	Ligna Light (71)
MLD 114 Ligna Veneer Pelmet	Ligna Tan (72)
MLD 114 Ligna Veneer Pelmet	Ligna Brazil (73)
*Alternative styles available (refer Section 6)	



MLD 114

# Ligna Inset


AVANT GARDE

Price **Module 3**

**Frontal:** Wood veneer surface horizontal grain/Solid edge lipping/22mm MDF with inset handle.

(All panels other than doors/door fillets are supplied with Ligna grain vertically). **Standard**

**Drawer:** 500mm Silver powder coated drawer sides with full extension runners and Mfc base/back.

Price	Door Colour/Ref	Carcase Options-Mfc	Suggested Plinth Style (Charged separately)	Handle Options
3	Ligna Light Veneer (71)	Silver (10)	Ligna Light	 <p>Inset S/Steel Effect. 339</p> <p>Inset S/Steel Effect handles are supplied in a central position on all door and drawer fronts. False drawer fronts and door face panels will – at Stoneham’s discretion – be maintained for inset handles to maintain aesthetic balance.</p> <p>Door up to 219mm handle width = 90mm                      Door from 220-444mm handle width = 136mm                      Door from 445-794mm handle width = 265mm                      Door from 795mm and above handle width = 569mm</p> <p>For specific handle position and drilling requirement please contact Stoneham sales office. On certain door types, it may be necessary to replace/supplement the inset handle for improved grip.</p>
3	Ligna Tan Veneer (72)	Silver (10)	Veneer (71)	
3	Ligna Brazil Veneer (73)	Silver (10)	Ligna Tan Veneer (72)	
			Ligna Brazil Veneer (73)	

## Carcase Option

**A.** If alternative carcass colour is required, this must be clearly stated on the order and apply to complete kitchens only.


Options are - Alabaster, White, Light Oak, Maple, Milano Cherry Planked Walnut Mfc.

**B.** Integral laminate and Ligna veneered ends (vertical grain) may be specified. These are double sided.


Within certain carcass combinations they provide a contrasting internal colour where specified. (See Section 7).



Ligna Light 71



Ligna Tan 72



Ligna Brazil 73



Glass Door.

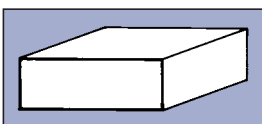
Letterbox style\* available in Ligna Light, Tan Brazil. Estrada Glass.

\*Note – Door heights up to 499mm have one horizontal letterbox. Door heights above 499mm have two. Alternative glass door styles may be available subject to special request.

## Cornice

Model/Description	Colour (Ref.)
MLD 114 Ligna Veneer Cornice	Ligna Light (71)
MLD 114 Ligna Veneer Cornice	Ligna Tan (72)
MLD 114 Ligna Veneer Cornice	Ligna Brazil (73)

\*Alternative styles available (refer Section 6)

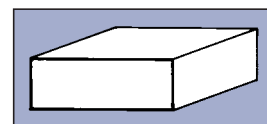


MLD 114

## Pelmet Trim

Model/Description	Colour (Ref.)
MLD 114 Ligna Veneer Pelmet	Ligna Light (71)
MLD 114 Ligna Veneer Pelmet	Ligna Tan (72)
MLD 114 Ligna Veneer Pelmet	Ligna Brazil (73)

\*Alternative styles available (refer Section 6)



MLD 114