

# Opticolor

AVANT GARDE

Price **Module 1**


**Frontal:** 18mm/19mm Mfc with 2mm PVC edge (self colour).

**Standard Drawer:** 500mm Silver powder coated drawer sides with full extension runners and Mfc base/back.

Price	Door Colour/Ref	Carcase Options-Mfc	Suggested Plinth Style (Charged separately)	Handle Options	Handle Centre	Handle Alignment On Hinged Door	Jig Ref.
0	Maple (116)	Maple (35)	Maple Mfc (35)	203 S/Steel D	160	V	DGD
	Lilac (111)	Maple (35)	Silver Mfc (10)	300 S/Steel Effect Bar	128	V	DGD
	Silver (110)	Silver (10)	Silver Mfc (10)	403 Arched D	128	V	DGD
	Alabaster (118)	Alabaster (8)	Alabaster Mfc (8)	434 Conical Steel Knob	-	-	DGD
	Milano Cherry (109)	*Milano Cherry (5)	Milano Cherry Mfc (5)	451 Tubular S/S Effect D	128	V	DGD
	Planked Walnut (113)	Planked Walnut (36)	Planked Walnut Mfc (36)	469 Saponetta D	128	V	DGD

## Carcase Option

- A. If alternative carcass colour is required, this must be clearly stated on the order and apply to complete kitchens only. Options are - Alabaster, White, Light Oak, Maple, Milano Cherry, Planked Walnut Mfc.
- B. Integral laminate and veneered ends may be specified. These are double sided. Within certain carcass combinations they provide a contrasting internal colour where specified. (See Section 7).  
\* We suggest that Alabaster or Silver Mfc accessories are used with this combination. Upon request, Milano Cherry Mfc accessories may be available to special order.



Maple 116



Lilac 111




Silver 110



Alabaster 118



Milano Cherry 109



Planked Walnut 113



Glass Door.  
Available all door colours.  
Clear glass.



Glass Door.  
Aluminium frame. Masterpoint glass.  
Standard handle fitted dependent on door†

## Suggested Handle Choice



S/Steel D. 203




S/Steel Effect Bar. 300



Arched D. 403



Conical Steel Knob. 434



Tubular S/S Effect D. 451

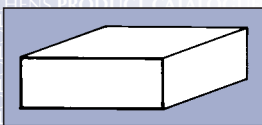


Saponetta D. 469

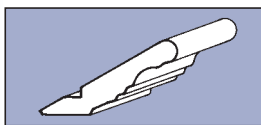
Premium Handles are available (see Section 0.42 and Section 8) and should be specified on order (extra charges apply per handle). Alternative standard handles are available. Please refer to Range/Standard handle availability chart (see Section 0.43 and Section 8).

## Cornice

Model/Description	Colour (Ref.)
MLD034 Cornice 18mm high edge	To match door or carcass
MLD025 Foil Wrapped Cornice	Alabaster (18)
MLD025 Veneer Wrapped Cornice	Maple (47)
*Alternative styles available (refer Section 6)	



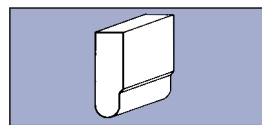
MLD 034



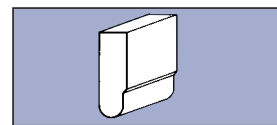
MLD 025

## Pelmet Trim

Model/Description	Colour (Ref.)
MLD034 Pelmet Trim 18mm high edge	To match door or carcass
MLD042 Foil Wrapped Pelmet Trim	Alabaster (18)
MLD052 Veneer Wrapped Pelmet Trim	Maple (47)
*Alternative styles available (refer Section 6)	



MLD 042



MLD 052